

# Arkansas Employment Report

## Joint Economic Committee

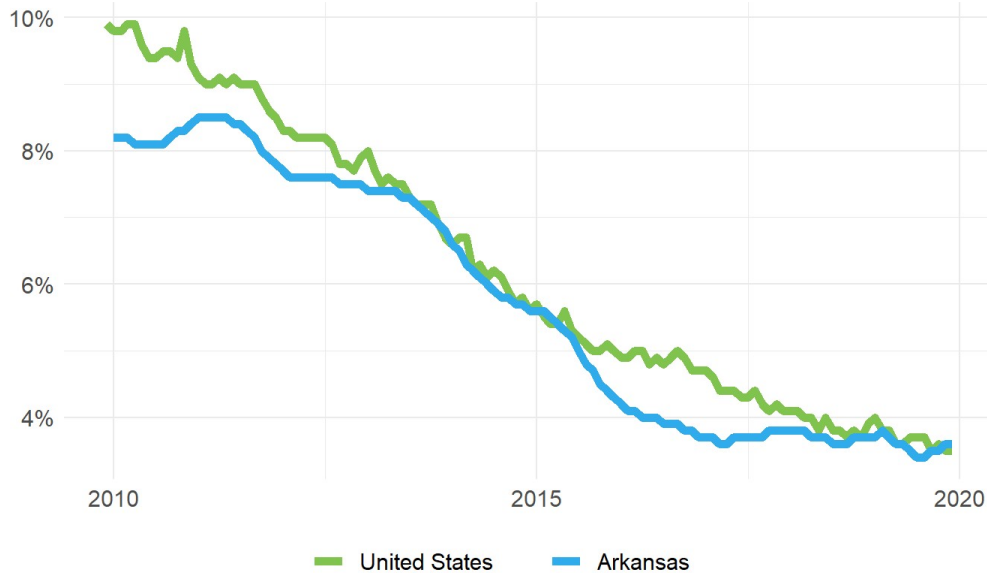
Senator Mike Lee, Chairman

January 24, 2020

### Summary

- **Arkansas added 5,400 net jobs and the unemployment rate remained unchanged at 3.6 percent in December**, according to Bureau of Labor Statistics (BLS) data released at 10:00am on January 24, 2020.
- **Over the past twelve months, Arkansas added 18,300 payroll jobs** and the unemployment rate fell by 0.1 percentage point from 3.7 percent.
- **In December, Arkansas's private sector added 5,500 net private payroll jobs** and over the past twelve months it added 18,300 private payroll jobs in the establishment survey.
- In the household survey, the number of **unemployed rose by 214 on net in December**, and over the past year employment rose by 16,396.
- Arkansas's **labor force participation rate rose to 58.1 percent** in December from 58. Since last year, the labor force participation rate rose by 0.3 percentage point.
- The national unemployment rate **remained unchanged in December**. State employment and unemployment data for January is scheduled for release March 16, 2020. The national employment situation report for January will be released February 07, 2020.

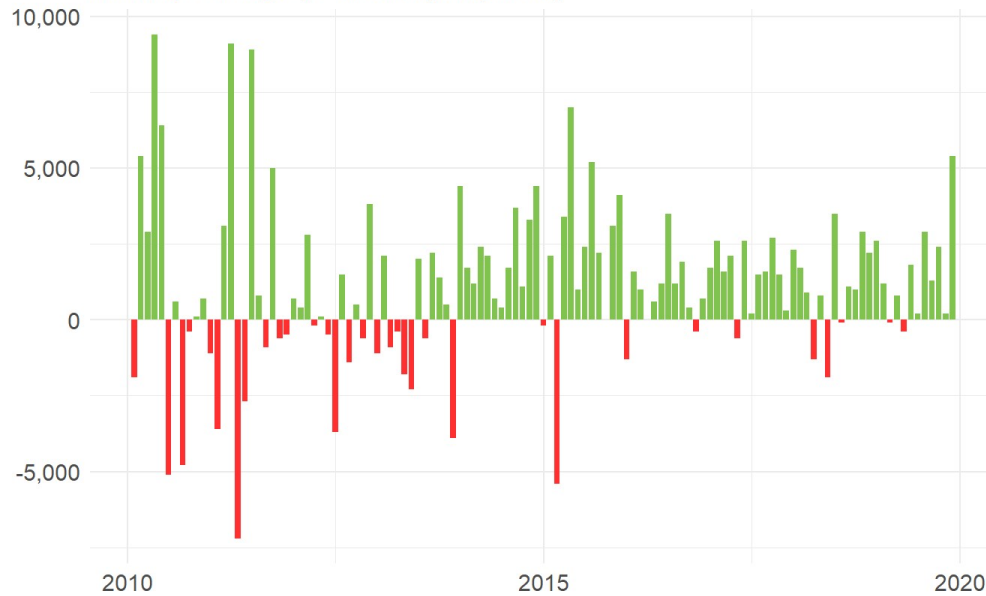
**Arkansas and U.S. Unemployment Rates**  
(Percent, Seasonally Adjusted)



Source: Bureau of Labor Statistics

### Arkansas Payroll Employment

## Arkansas Nonfarm Payroll Jobs Monthly Change (Seasonally Adjusted)



Source: Bureau of Labor Statistics

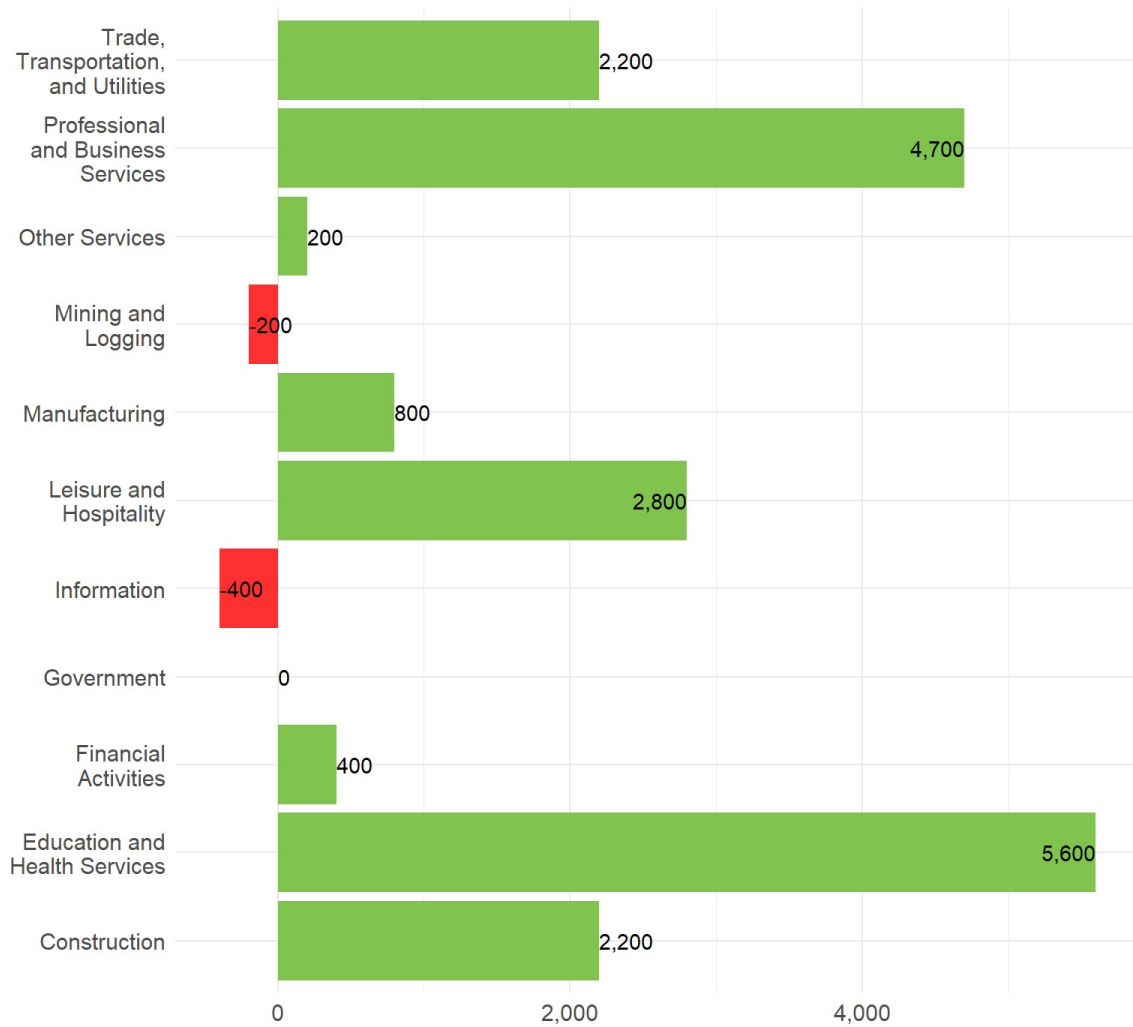
Arkansas added 5,400 net payroll jobs, or 0.4 percent, on a seasonally adjusted basis during December. In the prior month, Arkansas added 200 jobs. Over the past twelve months, Arkansas added 18,300 payroll jobs, or 1.4 percent. Arkansas nonfarm payroll employment had increased in 10 of the past 12 months.

Nationally, nonfarm payrolls rose by 145,000 in December, or rose by 0.1 percent. Over the 12-month period ending with December, nonfarm payrolls rose by 2,108,000 jobs, or 1.4 percent. Arkansas is tied for 18th among the 50 states and the District of Columbia for percentage gain in nonfarm payroll employment over the past 12 months.

During December, Arkansas's private-sector added 5,500 jobs, or approximately 0.5 percent. The private-sector in Arkansas added 500 jobs in the prior month. Over the past twelve months, private-sector payrolls in Arkansas added 18,300, or 1.7 percent. Arkansas private-sector payroll employment has increased in 11 of the past 12 months.

Nationally, private-sector payroll jobs rose by 139,000 jobs in December, or 0.1 percent. Over the past 12 months, the national payroll rose by 1,947,000 jobs in the private sector, or rose by 1.5 percent. Arkansas is tied for 16th among the 50 states and the District of Columbia for a percentage gain in private-sector payroll employment over the past 12 months.

## Change in Arkansas Payroll Employment by Sector over Past 12 Months



Source: Bureau of Labor Statistics, seasonally adjusted

The best performing sectors on a seasonally adjusted basis during December were Professional and Business Services (2,800) and Education and Health Services (2,000). The poorest performing sectors during the month were Information tied with Financial Activities (-100) and Construction (-600).

The best performing sectors during the last twelve months were Education and Health Services (5,600) and Professional and Business Services (4,700). The poorest performing sectors during the last twelve months were Mining and Logging (-200) and Information (-400).

## Arkansas Labor Force Statistics

### Labor Force Participation

The labor force participation rate in Arkansas rose to 58.1 percent in December from 58 percent in the prior month. At a labor force participation rate of 58.1 percent, Arkansas ranks 49th in the nation. The labor force participation rate in Arkansas rose by 0.3 percentage point from a year earlier. The labor force participation rate is the percentage of the civilian noninstitutionalized population age 16 and older who are employed or actively looking for work.

The 10-year high for the labor force participation rate in Arkansas was 60.8 percent last occurring in March 2010. The series high for the labor force participation rate in Arkansas occurred in January 1995 when the labor force participation rate hit 65.1 percent. The 10-year low for the labor force participation rate was 57.5 percent, last occurring in August 2014. The series low for the labor force participation rate in Arkansas last occurred in April 1976 when the labor force participation rate hit 57.3 percent.

The national labor force participation rate remained steady at 63.2 percent in December. That rate rose by 0.2 percentage point from a year earlier. The all-time high for the national labor force participation rate was 67.3 percent in April 2000. The 10-year high for the national labor force participation rate was 65.2 percent in April 2010. The recent 10-year low occurred in September

2015 at a level of 62.4 percent. The series low for the national labor force participation rate was 58.1 percent in December 1954.

### Employment-to-Population Ratio

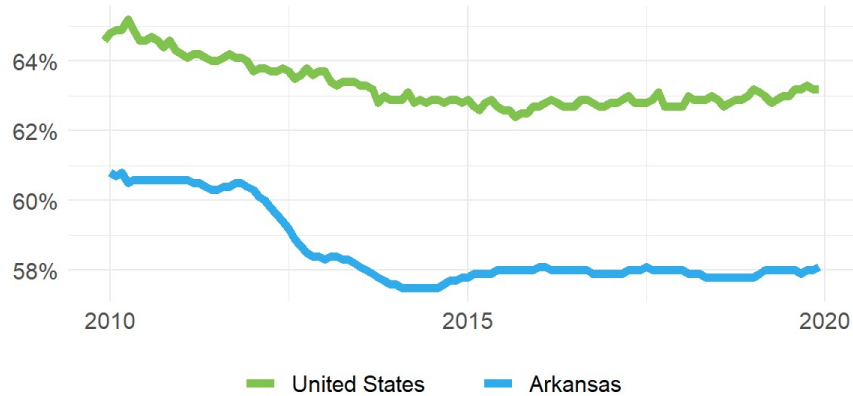
The employment-to-population ratio, or the percentage of the Arkansas civilian noninstitutionalized population 16 years and older counted as employed, in December rose to 56.1 from 56 percent in the prior month. At 56.1 percent, Arkansas ranks 47th among state employment-to-population ratios in the nation. The employment-to-population ratio in Arkansas rose by 0.5 percentage point from a year earlier.

The 10-year high for the employment-to-population ratio in Arkansas was 56.1 percent last occurring in December 2019. The series high for the employment-to-population ratio in Arkansas last occurred in January 1995 when the employment-to-population ratio hit 62 percent. The 10-year low for the employment-to-population ratio was 53.7 percent last occurring in January 2014. The series low for the employment-to-population ratio in Arkansas last occurred in April 1976 when the employment-to-population ratio hit 53.1 percent.

The national employment-to-population ratio remained steady at 61 percent in December. That rate rose by 0.4 percentage point from a year earlier.

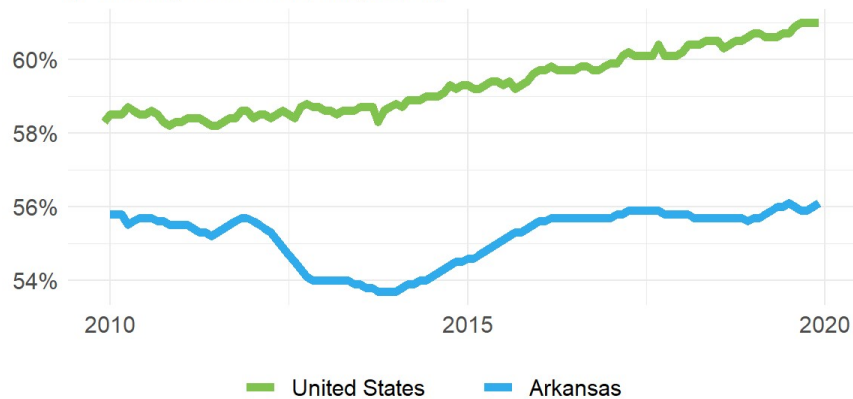
The all-time high for the national employment-to-population ratio was 64.7 percent in April 2000. The 10-year high for the national employment-to-population ratio was 61 percent in December 2019. The recent 10-year low occurred in July 2011 at a level of 58.2 percent. The series low for the employment-to-population ratio was 54.9 percent in October 1949.

## Arkansas and U.S. Labor Force Participation Rates (Percent, Seasonally Adjusted)



Source: Bureau of Labor Statistics

## Arkansas and U.S. Employment-to-Population Ratios (Percent, Seasonally Adjusted)



Source: Bureau of Labor Statistics